

Washington County
Pine Valley Historical Advisory Committee

The Pine Valley Historical Advisory Committee was created by the Washington County Commission on June 4th 2002. Ordinance No. 2002-820-O

The purpose of the Ordinance is to develop, promote, and coordinate voluntary efforts to preserve, maintain, and enhance the historic character of Pine Valley, within the unincorporated area of Washington County.

As a committee we are charged with collecting information and preparing both general and specific proposals for preserving the historic character of Pine Valley, including suggesting goals and standards for the aesthetic and historic enhancement of the area or any parts thereof, including public ways and areas, open spaces, and public and private buildings and projects.

As a committee we developed this survey as a tool to measure your opinions.

This is your Community and we need **your** input. We ask that you please take the time to carefully read and complete this survey.

We appreciate your support as we work together to improve and preserve the character and beauty of Pine Valley. Thank you for responding to our survey.

Trinilee Christensen Fred Pendleton, Chairman Bruce Bergeson, Vice Chairman
Ryon Gardner Bob Herpel Donald Roach Beverly Udell Mike Williamson

Pine Valley Community Survey 2003
Tabulated Results

Total Questionnaires received as of May 15, 2003 = **205**

1. Residency status (check one)

- 17% a. Full time Resident Number in family Avg 2.7
- 36% b. Summer/Part-time Resident
Average Stay Avg 4.45 Months/Year
- 45% c. Weekend/Occasional Resident
Average Stay 29 Days/Year
- 8% Land Owners(no home)

5. Do you favor a system of walking paths connecting historic sites and self guided walking tours?

- 47% Yes
- 53% No

2. Please mark up to five Pine Valley characteristics that you value the most or that help you choose to live or own property in Pine Valley.

- ___ Born or raised here (family roots)
- ___ Close to Family and Friends
- 79% Close to Mountains
Cultural Values
- 40% Historic Nature
- 59% Open Spaces
- ___ Opportunity to have animals (horses, etc)
- 67% Quiet Community
- ___ Recreational Opportunities
- ___ Safe environment
- 63% Small town (village) atmosphere
- ___ Strong sense of Community
- ___ Other/Comments _____

6. Would you like a network of walking/bicycle trails throughout the town site and along streams?

- 45% Yes
- 55% No

7. Should steps be taken to preserve the remaining fields and meadows?

- 88% Yes
- 12% No

8. Should architectural standards be adopted to encourage the preservation of the historical character of Pine Valley?

- 81% Yes
- 19% No

9. Please rank (on a scale of 1 to 5) your concerns on each of the following traffic safety, street and road issues. Most concerned = 1 5 = Least concerned 0 = No problem

- ___ Lack of timely clearing of snow from roads and streets.
- ___ Large Vehicles (motor homes, trucks, construction equipment) on streets and roads.
- ___ Off Highway Vehicles on streets and roads.
- ___ Road and street conditions (maintenance).
- ___ Speeding vehicles.
- ___ Tubing and sledding on main (paved) roads.
- ___ Unlawful/unsafe behavior by CHV riders.

3. Should the Historic Rural Character of Pine Valley be preserved?

- 98% Yes
- 2% No

4. Should historic homes, sites and landmarks be identified with plaques and markers?

- 84% Yes
- 16% No

10. List commercial convenience businesses, if any, you think are needed to serve Pine Valley residents. List in order of importance.

- 1. _____
- 2. _____
- 3. _____

(Over)

11. Please rate (on a scale of 1 to 5) your perception or experience with the following County or local services and officials as they relate to Pine Valley.

- Excellent = 1 5 = Poor 0 = No Experience
- _____ Ambulance/Emergency Medical
 - _____ County Commission
 - _____ County Planning Department
 - _____ Building Permits and Applications
 - _____ Ordinance and code enforcement
 - _____ Property planning and zoning
 - _____ Drinking Water Service and Quality
 - _____ Electrical Power Service
 - _____ Fire Protection
 - _____ Garbage Collection
 - _____ Law Enforcement
 - _____ Pine Valley Special Service District Board
 - _____ Postal Service
 - _____ School transportation
 - _____ Snow removal
 - _____ Street maintenance
 - _____ Subsurface water control and management
 - _____ Telephone Service

12. How many times per year do you and/or your family visit the Pine Valley Forest Recreation Area (campgrounds, picnic areas, reservoir)?

- 31% Less than 2 26% 2-5
- 23% 5-10 21% More than 10

13. What are the reasons your household visits the Forest Recreation Area? Mark all that apply.

- 16% Camping 4% Cross county skiing
- 50% Fishing 56% Hiking/walking
- 17% Nature programs 60% Picnics
- 63% Relaxing 39% Reunions
- 17% Tubing/Sledding 49% Viewing wildlife
- _____ Other Horse back Riding

14. Would you and/or your family visit the Forest Recreation Area more often if the entry fees were reduced or eliminated

- 65% Yes
- 35% No

15. The Forest Service has developed the Pine Valley Heritage Center to serve residents and visitors. From the following list check the reasons, if any, you or members of your household visit the center. (110 Responses)

- 14% Family Picnic
- 26% Group Activity or Picnic
- 64% Obtain Information
- 25% Purchase books
- 17% Volunteer

16. Should Washington County consider providing recreation facilities/opportunities, in the Pine Valley area, beyond those currently available in the valley and the Forest Recreation Area?

- 17% Yes
- 83% No

17. List up to three community facilities you think are needed to serve Pine Valley residents.

- 1. _____
- 2. _____
- 3. _____

18. Where would you go if you were interested in information about Pine Valley, such as meeting times, agendas, events, issues, recreation opportunities, camping?

- 15% Forest Service Publications/Website
- 21% Newspaper
- 49% Neighbors (word of mouth)
- 24% Notices posted at Fire Station
- 20% Notices posted at Heritage Center
- 20% Notices posted at Pine Valley Lodge
- 50% Notices posted at Post Office
- 38% Pine Valley Website (www.PineValleyUtah.com)
- _____ Other/Comments _____

19. How could Pine Valley and Washington County keep you better informed on issues relating to Pine Valley?

- _____
- _____
- _____

20. Have you ever attended a Pine Valley Service District Board Meeting?

- 30% Yes
- 70% No

21. Have you ever attended a Washington County Commission or Planning Commission Meeting?

- 43% Yes
- 57% No

22. How old is your Pine Valley residence (home)?

- 14% Less than 5 years
- 18% 5-9 Years
- 32% 10-20 Years
- 19% 21-30 Years
- 9% 31-40 Years
- 4% 41-50 Years
- 2% 51-100 Years
- 3% more than 100 years

23. How many years has your immediate family lived in or owned a residence in Pine Valley.

- 21% 0-5 years
- 17% 6-10 years
- 16% 11-15 years
- 11% 16-20 years
- 35% Over 20 years

24. Do you expect to be a full time resident of Pine Valley:

- 12% 5 years from now
- 13% 6 - 10 years from now
- 75% Don't Know

25. Where in the valley is your residence located?

- 22% East Valley (east of 500 East)
- 1% Forest Summer Cabins
- 4% North of the Santa Clara Creek
- 36% West (Lloyd Canyon/Ranchos)
- 37% Town Site (west of 500 East)

26. Comments (additional Concerns) _____

Pine Valley Community Survey 2003

Survey Results Question 10

Question 10. "List commercial convenience businesses, if any, you think are needed to serve Pine Valley residents. List in order of importance."

"None"/or Equivalent Comment and No Response 66%

Suggested businesses:

Gasoline Station, Grocery Store/Market, Improved Convenience Store, Improved Restaurant(s)

Survey Results Question 17

17. List up to three community facilities you think are needed to serve Pine Valley residents

"None"/or Equivalent Comment and No Response 70%

Suggested Facilities:

Community Meeting Facility, Community Park w/picnic and playground facilities, bike and walking paths

Survey Results Question 19

19. How could Pine Valley and Washington County keep you better informed on issues relating to Pine Valley?

No Response	56%
Direct Mail	26%
Quarterly Newsletter	16%
Notice in Newspaper	12%
Website	9%
Email	8%

Pine Valley Community Survey 2003

Results from Question 9 - Traffic Safety on Streets and Roads

The Pine Valley Community Survey 2003 was prepared and conducted by the Pine Valley Historical Advisory Committee during February and March, 2003. The survey questionnaire was mailed to 550 Pine Valley property owners. Two hundred four (204) questionnaires were returned.

Question 9 of the survey was as follows:

"Please rank (on a scale of 1 to 5) your concerns on each of the following traffic safety, street and road issues."

Item 3 - "Off Highway Vehicles on streets and roads"

Item 5 - "Speeding vehicles"

Item 7 - "Unlawful/unsafe behavior by OHV riders"

The survey results on these three questions are show in the Figures 1 - 4. The total responses on each of the items was: Item 3 177, Item 5 180. And Item 7 181.

Figure 2 shows the response to item one by residency status. (Full Time, Part Time, Weekend/Occasional).

Pine Valley Community Survey 2003

Off Highway Vehicles on Streets and Roads

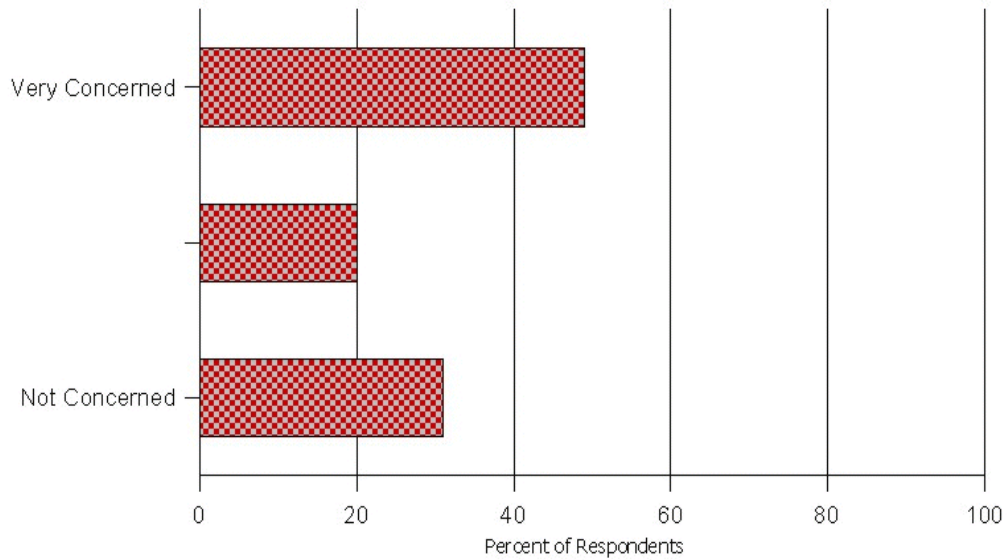


Figure 1

Pine Valley Community Survey 2003

Off Highway Vehicles on Streets and Roads

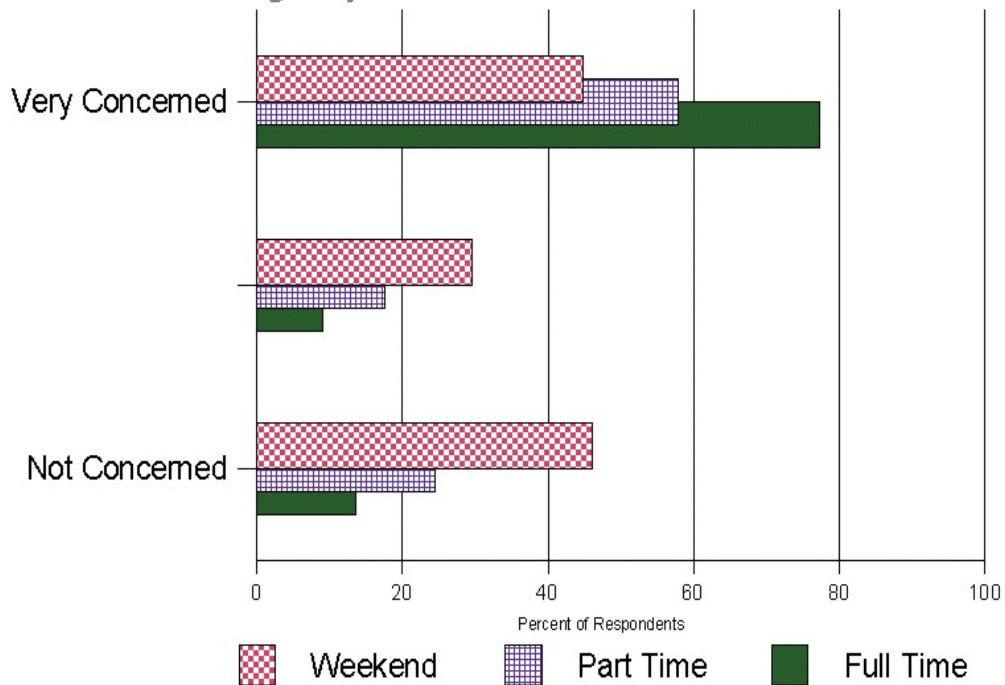


Figure 2

Pine Valley Community Survey 2003

Unlawful/Unsafe Behavior By OHV Riders

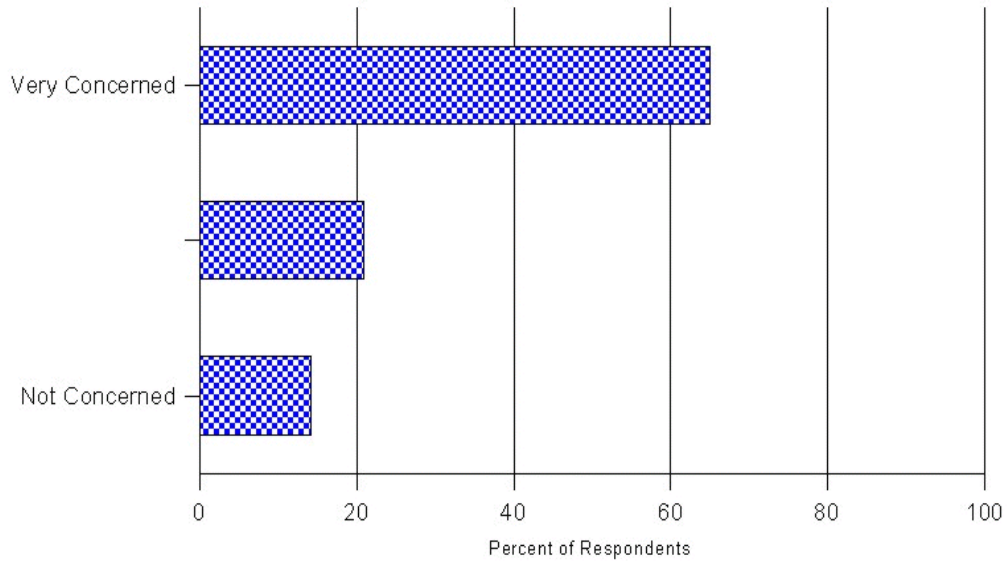


Figure 3

Pine Valley Community Survey 2003

Speeding Vehicles

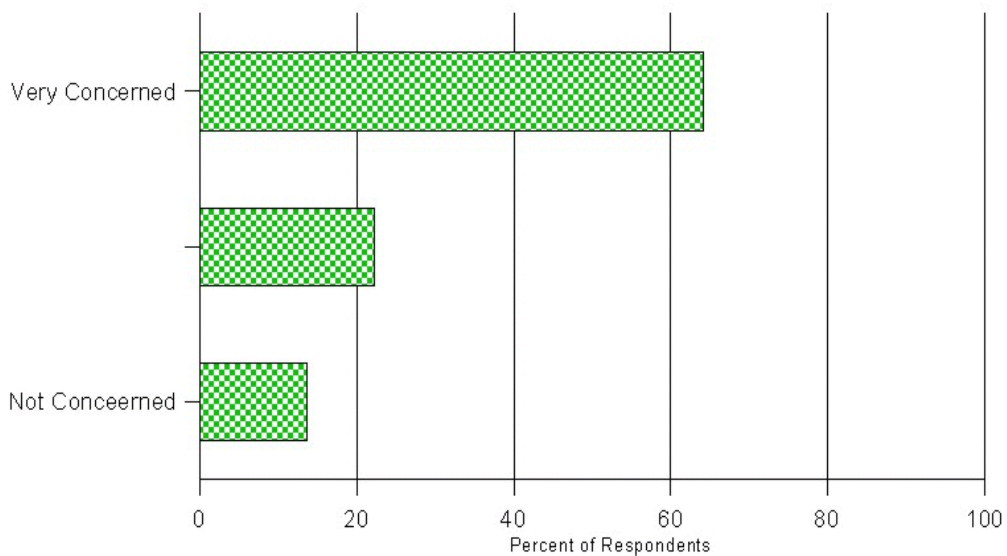


Figure 4

Pine Valley Community Survey 2003
Individual Comments
Updated May 7, 2003

Off Highway Vehicles

Off road vehicles continue to be an irritant in our neighborhood. (26) East Valley

Some one we always have -GET RID OF THE 4 WHEELERS IN OUR RESIDENTIAL AREAS!!! & We need a full-time cop. (26) West Valley

We need to be able to ride OHV from our home to the west BLM land and to north to Pinto road and Grass Valley road without fear of being stopped or harassed. Roads and trails should be established. (26) West Valley

Get rid of irresponsible 4-wheel drivers! Also need more speed limit signs and enforcement of laws. (26) Town Site

Something must be done about incessant and uncontrolled OHVS! (26) North Valley

Isn't there a law against ATV, etc, on paved streets or even within the Pine Valley Community residential area? (26) Location not marked

ATVs on residential roads - our largest concern and NO law enforcement. (26) East Valley

We need more control on AVT's youth that ride them. Its out of control on our streets. Some one is going to be Killed if not looked into. (26) West Valley

Barking dogs, four wheelers on dusty roads. (26) Town Site

The ATV problems should be addressed! "No ATV on city streets." (26) East Valley

Keep ATV use out of residential areas - BAN - same as they do in the forest campground. (26) West Valley

I would favor keeping our little community quiet, quaint, dean and not commercial. A good example of "what can happen" is Duck Creek on Cedar Mountain— motorcycles, 4 wheelers everywhere, day and night. Noise, dust, wrecks are common daily occurrence. What a shame! Thank you for the opportunity to comment. (26) West Valley

4 wheelers speeding past hy home. Dogs running lose. (26) West Valley

MODULAR HOMES * ESP UNFINISHED Modular (or cabins unfinished). West main st. across from Dixie University Lodge. * TENNIS COURT LIGHTS LEFT ON EVE'S & NIGHT! Kids on 4 wheelers. (26) West Valley

Note: We own ATVS and would like to be able to travel from our home via barrow pit trail to west forest service property as well as road to Pinto Grass Valley (9) Would like to be able to drive ATVs from home to west & northern dirt roads in valley via barrow pit ATV trails if possible. (26) Town Site

Off Highway Vehicles (continued)

4 wheelers riding on the streets. (26) *West Valley*

Kids & adults on ATVs (26) *West Valley*

Develop a trail on Forest Land west of Pine Valley for OHV and restrict them to that use only.
Eliminate hunting in the residential area by prodomation of UWF. (26) *West Valley*

I think they need to loosen up on the ATV riding as long as they wear helmets. (26) *East Valley*

I think that most of us who live here do so at least partly because of the peace and quite. OHV riders are a real invasion to that peace. (But not all) are scary, disruptive, disrespectful, unlawful!, not safe, damaging property. (26) *North Valley*

Sheriffs Dept. needs to back off a little. There may be a feeling - problem with kids. Please do not clear snow off south end of Grass Valley Rd! Its for sledding. We like to use four wheelers on roads-(we use caution with the children.(9-26) *Town Site*

Pine Valley Community Survey 2003 Question 9 Results

9. Please rank (on a scale of 1 to 5) your concerns on each of the following traffic safety, street and road issues.
Most concerned = 5 1 = Least concerned 0 = No problem

	Timely Snow Clearing	Large Vehicles On Streets/Roads	OH Vehicles On Streets/Roads	Road & Street Conditions	Speeding Vehicles On Streets/Roads	Tubing/Sledding On Streets/Roads	Unlawful/Unsafe Behavior CHV
5 - Most Concerned	10%	18%	41%	35%	57%	15%	54%
4 -	6%	8%	8%	16%	7%	7%	10%
3 -	10%	21%	14%	17%	17%	14%	15%
2 -	6%	14%	7%	9%	5%	7%	7%
1 - Least Concerned	18%	15%	13%	17%	8%	18%	8%
0 - No Problem	49%	22%	17%	14%	6%	37%	6%

Question 11 Results

11. Please rate (on a scale of 1 to 5) your perception or experience with the following County or local services and officials as they relate to Pine Valley.
Excellent = 1 5 = Poor 0 = No Experience

	Ambulance/ Emergency Medical	County Commission	County Planning Department	Building Permits and Applications	Ordinance and code enforcement	Property planning and zoning	Drinking Water Service and Quality	Electrical Power Service	Fire Protection
0 - No Experience	67%	56%	50%	44%	44%	46%	10%	6%	28%
5 - Excellent	14%	10%	12%	14%	10%	7%	69%	50%	43%
4 -	4%	9%	7%	14%	10%	10%	16%	24%	19%
3 -	10%	11%	18%	13%	12%	19%	0%	12%	5%
2 -	1%	2%	3%	3%	7%	5%	2%	4%	2%
1 - Poor	4%	12%	11%	11%	18%	14%	2%	5%	4%
Average	3.7	3.1	3.1	3.3	2.8	2.8	4.7	4.2	4.3

	Garbage Collection	Law Enforcement	Pine Valley Special Service District Board	Postal Service	School transportation	Snow removal	Street maintenance	Subsurface water control and management	Telephone Service
0 - No Experience	13%	27%	41%	53%	83%	37%	15%	58%	18%
5 - Excellent	42%	18%	34%	32%	10%	23%	9%	13%	42%
4 -	19%	14%	14%	10%	5%	18%	23%	10%	22%
3 -	17%	16%	7%	2%	1%	16%	21%	11%	6%
2 -	1%	9%	1%	0%	0%	1%	12%	3%	4%
1 - Poor	8%	16%	3%	3%	1%	4%	20%	6%	8%
Average	4.0	3.1	4.3	4.4	4.4	3.9	2.9	3.5	4.0

Total Questionnaires Tallied 205

05/15/03